

Title of meeting:	Governance and audit and standards committee
Subject:	Procurement management information
Date of meeting:	2 November 2018
Report by:	Director of finance and information services
Wards affected:	N/A

It is recommended that the attached appendices **1, 4 and 5** be considered as an exempt/confidential matter and that the press and public are excluded for the following reasons:

- Exempt information is defined in section 100A and, by reference, schedule 12A of the Local Government Act 1972 ("the 1972 act"). To be exempt, information must fall within one of the categories listed in paragraphs 1 to 7 of schedule 12A, must not fall within one of the excluded categories in paragraphs 8 and 9 and the public interest in maintaining the exemption must outweigh the public interest in disclosing the information;
- The attached appendices **1, 4 and 5** contain some information relating to the financial or business affairs of particular companies as well as PCC; and
- Although there is a public interest favouring public access to local authority meetings, given the financial and commercially sensitive information contained in the report the public interest in maintaining the exemption outweighs the public interest in disclosing the (exempt) information.

1. Requested by

Governance and audit and standards committee

2. Purpose

To provide evidence to allow the committee to evaluate the extent that Portsmouth City Council is achieving value for money in its contracts for goods, services and works.

3. Information requested

The way that the city council demonstrates that it is paying competitive rates is by:

- a) subjecting procurement to a competitive process
- b) ensuring that we obtain the quality of service that we are paying for
- c) testing value for money against industrial comparators

THIS ITEM IS FOR INFORMATION ONLY



Section 1: compliance with contract procedure rules

This table reports on all invoices paid against purchase orders with a value of £5,000 or more in **July 2018**. This corresponds to the threshold between low-value and medium-value contracts from the contract procedure rules.

Contracts of £5,000 or more must be published on the contracts register

The presence of a contract on the contracts register implies that either:

- The contract has been awarded following a competitive process of quotation or tender and that at least three written quotations or tenders have been received; or
- A waiver has been approved by the appropriate director, the procurement manager or gateway board to allow departure from the contract procedure rules with written justification for this approval.

The committee approved a recommendation of a target of greater than 95% conformance with contract procedure rules. Where this target is not met by an individual directorate, a comment on the risk of the non-compliant spend in the monitoring month is provided by the procurement manager.

Purchase orders that are linked to a contract on the contracts register are flagged as compliant. Legal services has commented that whilst this methodology is indicative of good practice, is not definitive as to compliance with legal requirements.

THIS ITEM IS FOR INFORMATION ONLY



Portsmouth
CITY COUNCIL

Directorate	Year to date 2018/19			July 2018			Risk (if less than 95% target)
	Total transaction value	Total value of non-compliant transactions	% compliance	Total transaction value	Total value of non-compliant transactions	% compliance	
Adult services	£14,799,997	£541,833	96%	£3,907,831	£48,719	99%	
Children's services and education	£8,063,346	£2,315,173	71%	£2,752,874	£611,172	78%	LOW
Community and communication	£434,285	£2,126	100%	£96,084	£0	100%	
Culture and city development	£1,319,247	£154,697	88%	£323,876	£8,107	97%	
Finance and information services	£10,265,710	£48,271	100%	£2,772,475	£10,602	100%	
Housing, neighbourhood and building ser.	£16,556,747	£870,624	95%	£4,111,708	£15,596	100%	
HR, legal, audit and performance	£1,050,954	£0	100%	£277,748	£0	100%	
Portsmouth international port	£1,133,748	£0	100%	£207,149	£0	100%	
Public health	£3,306,161	£46,902	99%	£1,473,470	£0	100%	
Regeneration	£1,109,133	£55,739	95%	£470,935	£1,126	100%	
Capital schemes	£16,771,988	£1,196,818	93%	£5,367,477	£17,504	100%	
Others	£155,188	£9,000	94%	£65,673	£0	100%	
TOTAL	£74,966,506	£5,241,182	93%	£21,827,300	£712,827	97%	

A detailed commentary on non-compliant transactions in the month of July 2018 is provided in **appendix 1** (exempt).

Reports on low level transactions (less than £5,000) have not been requested by the procurement manager and so do not appear in appendix 1.

Section 2: waivers awarded this quarter

This table presents a summary of those contracts added to the contract register during Q2 2018/19 which have a waiver associated with them.

Waivers for procurements which depart from the contract procedure rules are recorded for contracts over £5,000 value.

Available reasons for waivers are:

- Direct award
- Not obtaining 3 bids
- Not advertising the opportunity
- Insufficient time
- Emergency
- Use of a previous tender
- Original spend estimate wrong
- Shared service
- Single source
- Service user choice
- Other

Under the contract procedure rules, waivers can be approved by:

- Director (or chief executive, or deputy chief executive) - up to £100,000
- Procurement manager - £100,000 to £1M
- Gateway board - over £1M

More detail regarding waivers approved in Q2 2018/19 is provided in **appendix 2**

Use of waivers in Q2:

Reason for waiver	Number of contracts	Contract value
Direct award	40	£4,123,002
Emergency	1	£690,000
Not obtaining 3 bids	6	£208,155
Insufficient time	3	£65,130
Not advertising the opportunity	1	£26,579
Total	51 (38% of all contracts awarded in Q2)	£5,112,866 (15% of all contracts awarded in Q2)

Detail of waivers awarded in Q2:

	Value of all contracts awarded Q2	Total number of contracts awarded Q2	Waiver reasons	Value of Waivers Q2	Number of waivers Q2
Adult services	£ 12,116,036	28	Direct award	£ 2,230,000	1
			TOTAL WAIVERS	£ 2,230,000	1
			Waivers as % of all contracts	18%	4%
Children's services and education	£ 173,822	6	Direct award	£ 136,159	5
			TOTAL WAIVERS	£ 136,159	5
			Waivers as % of all contracts	78%	83%
Community and communication	£ 197,272	3	Direct award	£ 48,750	1
			TOTAL WAIVERS	£ 48,750	1
			Waivers as % of all contracts	25%	33%
Culture and city development	£ 388,986	10	Direct award	£ 63,487	5
			Not obtaining three bids	£ 10,000	1
			TOTAL WAIVERS	£ 73,487	6
			Waivers as % of all contracts	19%	60%
Finance and information services	£ 944,706	16	Direct award	£ 136,811	5
			TOTAL WAIVERS	£ 136,811	5
			Waivers as % of all contracts	14%	31%
Housing, neighbourhood and building services	£ 5,963,289	30	Direct award	£ 987,107	6
			Emergency	£ 690,000	1
			Not obtaining three bids	£ 69,655	2
			Insufficient time	£ 65,130	3
			TOTAL WAIVERS	£ 1,811,892	12
Waivers as % of all contracts	30%	40%			
HR, legal, audit and performance	£ 376,828	8	Direct award	£ 126,028	6
			TOTAL WAIVERS	£ 126,028	6
			Waivers as % of all contracts	33%	75%
Portsmouth international port	£ 585,303	18	Direct award	£ 159,268	6
			Not obtaining three bids	£ 128,500	3
			Not advertising the opportunity	£ 26,579	1
			TOTAL WAIVERS	£ 314,347	10
Waivers as % of all contracts	54%	56%			
Public health	£ -	0		£ -	0
			TOTAL WAIVERS	£ -	0
			Waivers as % of all contracts	-	-
Regeneration	£ 14,417,481	14	Direct award	£ 235,392	5
			TOTAL WAIVERS	£ 235,392	5
			Waivers as % of all contracts	2%	36%
TOTAL	£ 35,163,723	133			

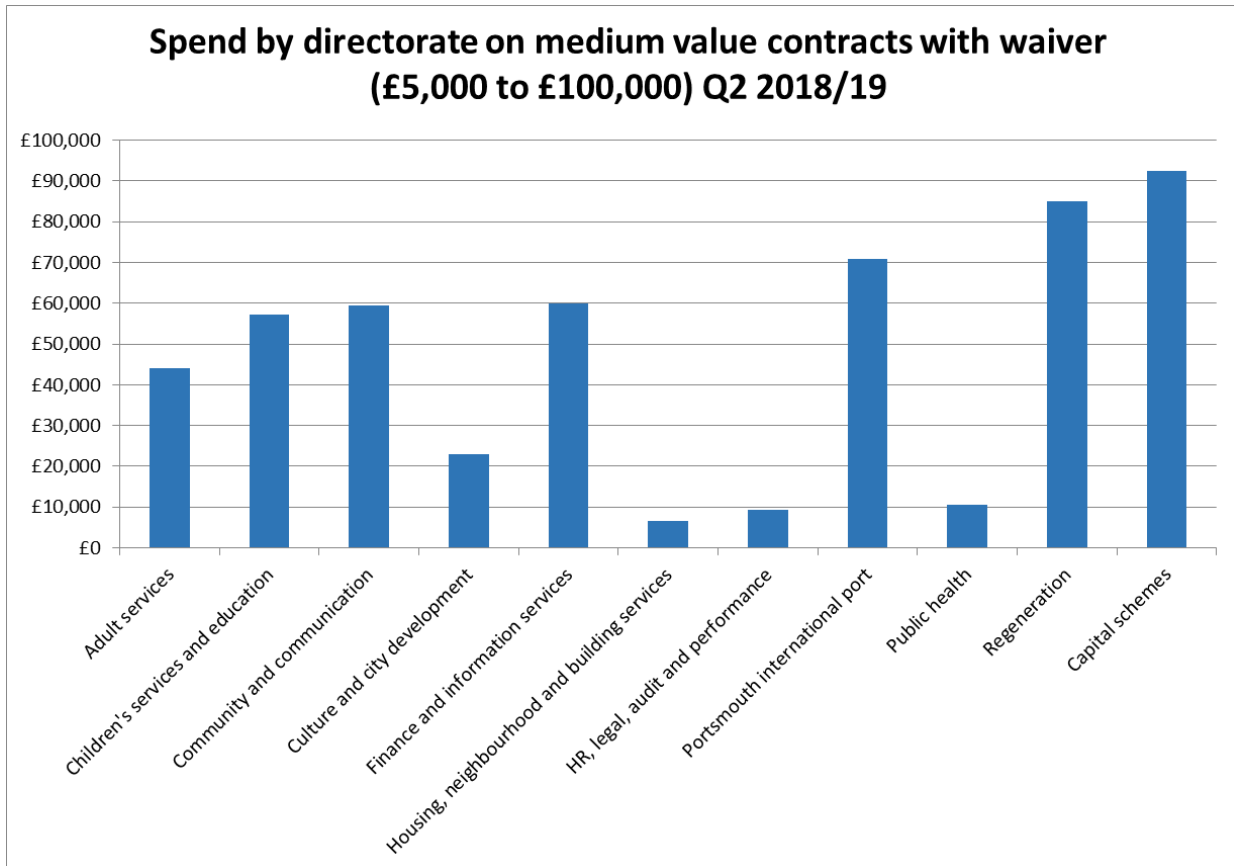
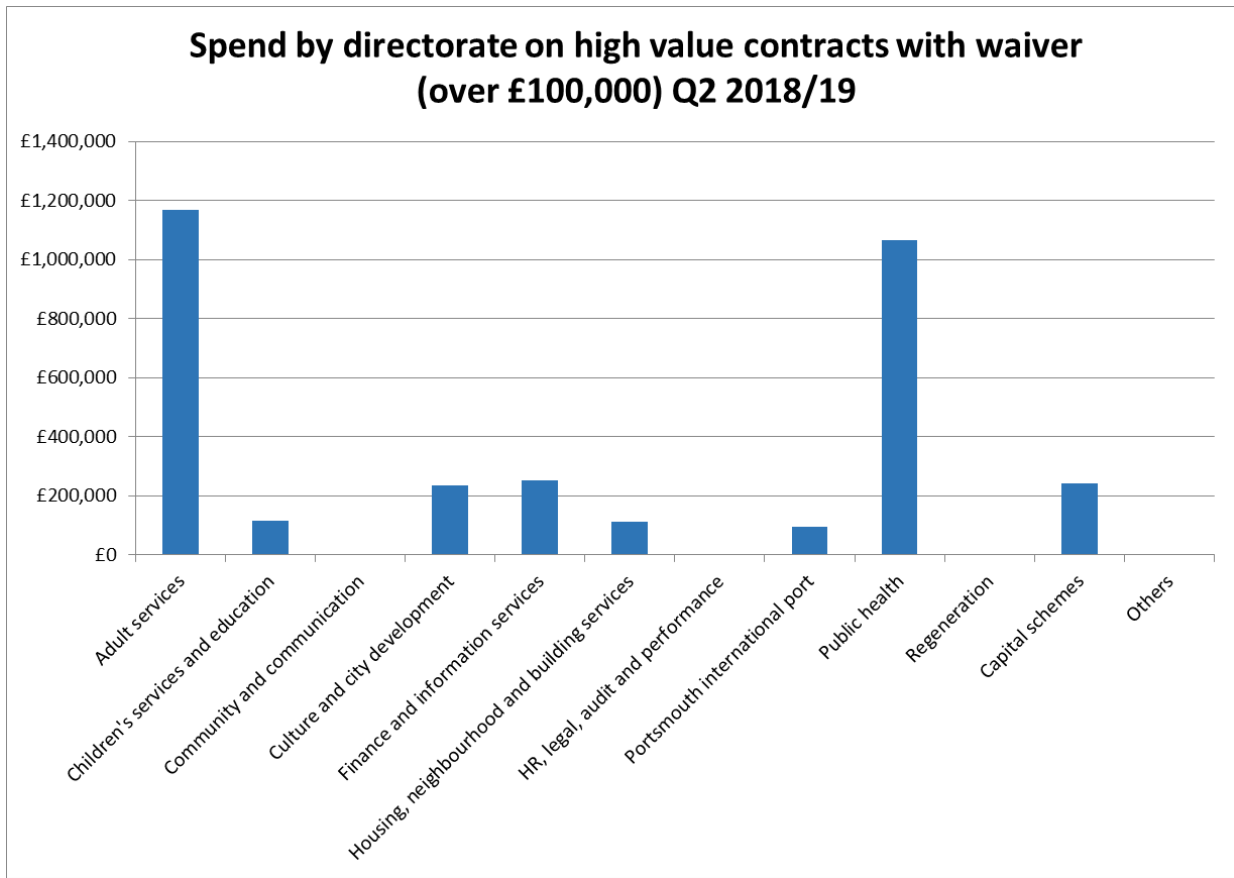
Section 3: spend with waiver

The table and graphs provide a breakdown by directorate of the actual spend during Q2 2018/19 on contracts which have waivers associated with them (regardless of when the waiver was approved).

Waivers are not required for contracts below £5,000 (under CPRs).

See **appendix 3** for details of payments under contracts with waivers in Q2.

	Total spend in quarter	Waiver spend in quarter	% of total spend covered by waiver in quarter
Adult services	£10,959,477	£1,214,033	11%
Children's services and education	£6,210,196	£170,516	3%
Community and communication	£281,287	£59,373	21%
Culture and city development	£1,031,046	£256,049	25%
Finance and information services	£8,170,500	£310,812	4%
Housing, neighbourhood and building services	£10,968,961	£117,169	1%
HR, legal, audit and performance	£960,510	£9,306	1%
Portsmouth international port	£913,387	£166,791	18%
Public health	£2,830,431	£1,075,370	38%
Regeneration	£781,637	£84,971	11%
Capital schemes	£15,172,763	£332,480	2%
Others	£198,193	£67	0%
TOTAL	£58,478,388	£3,796,937	6%

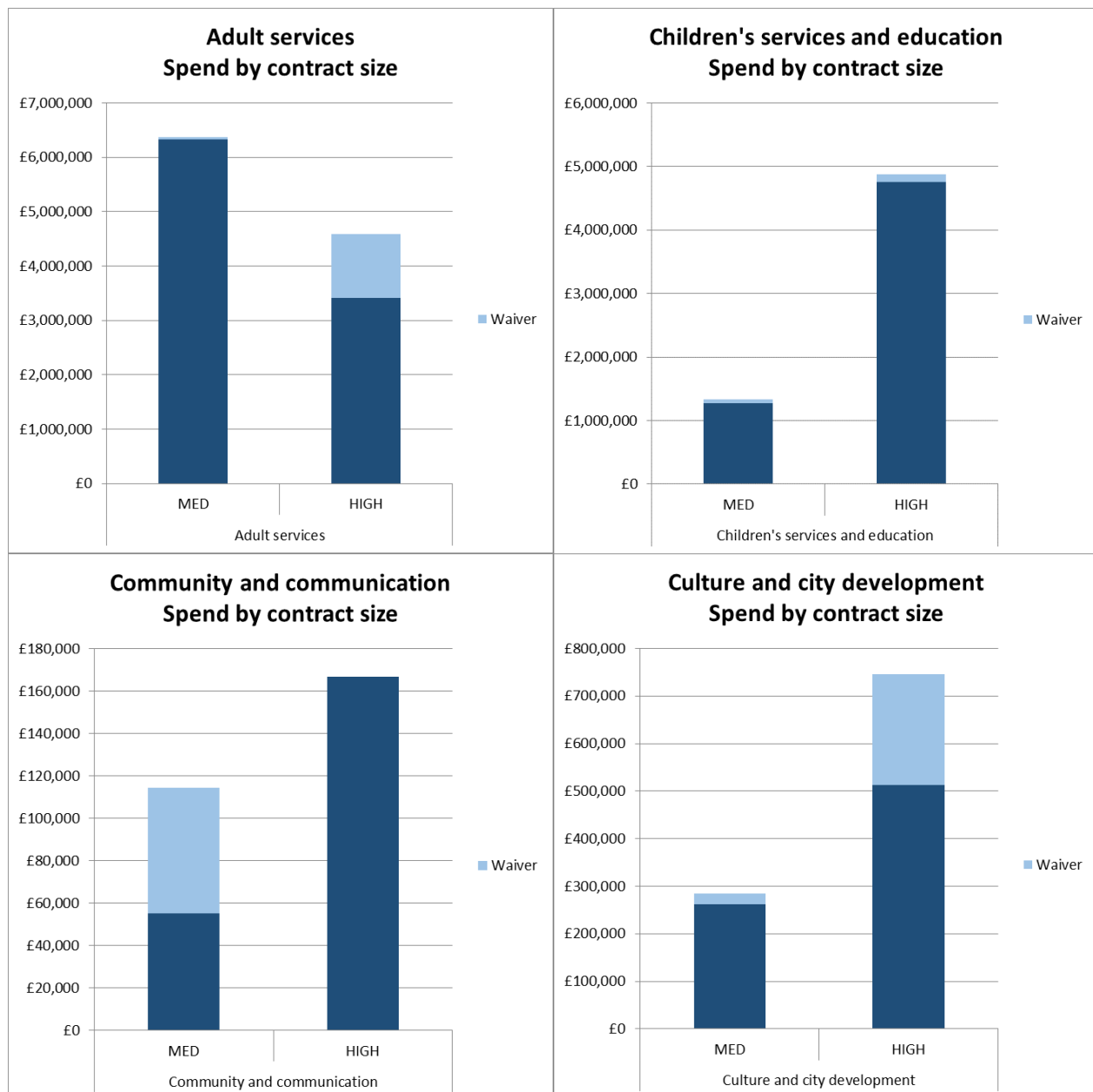


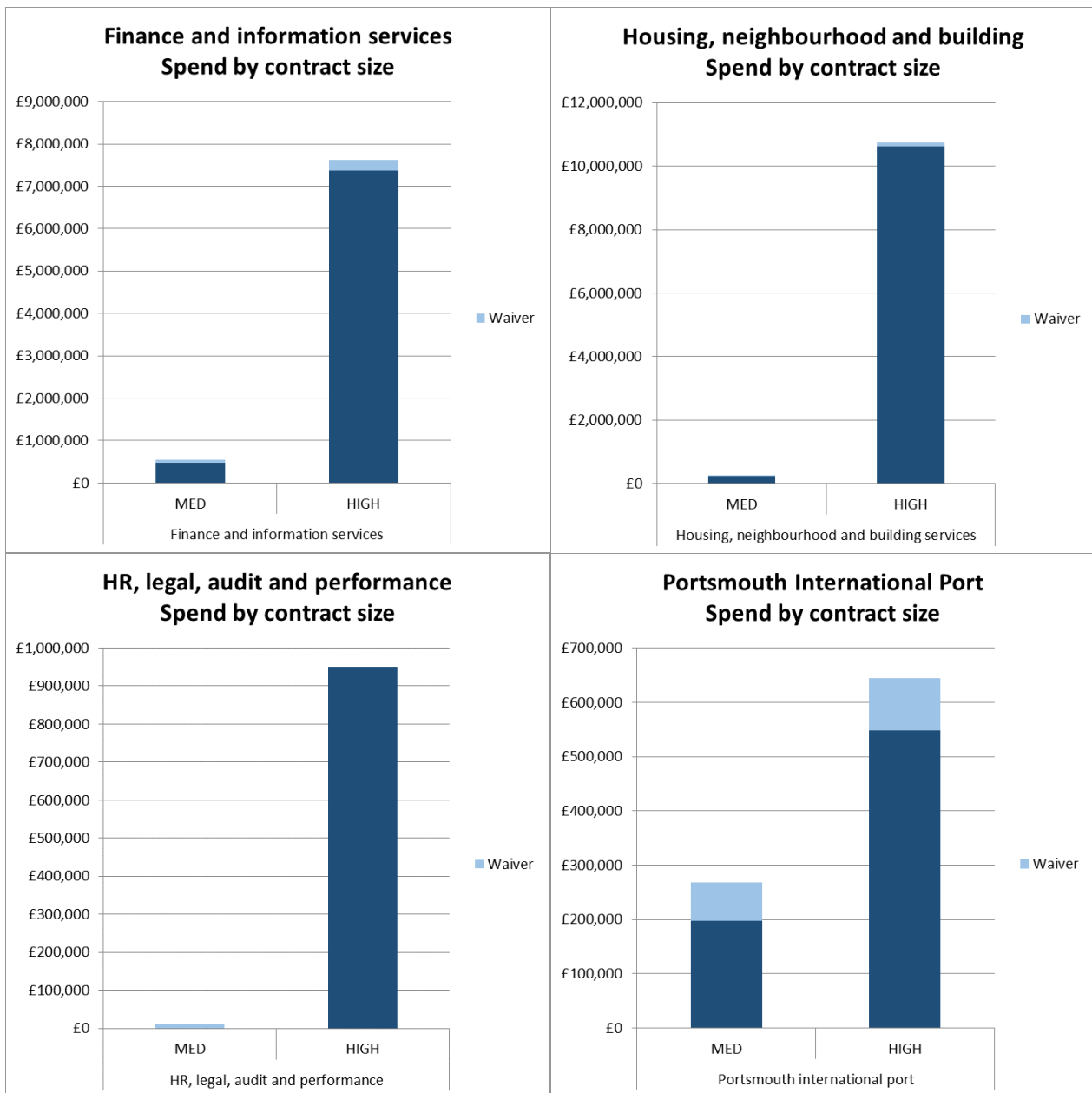
Section 4: spend by contract size

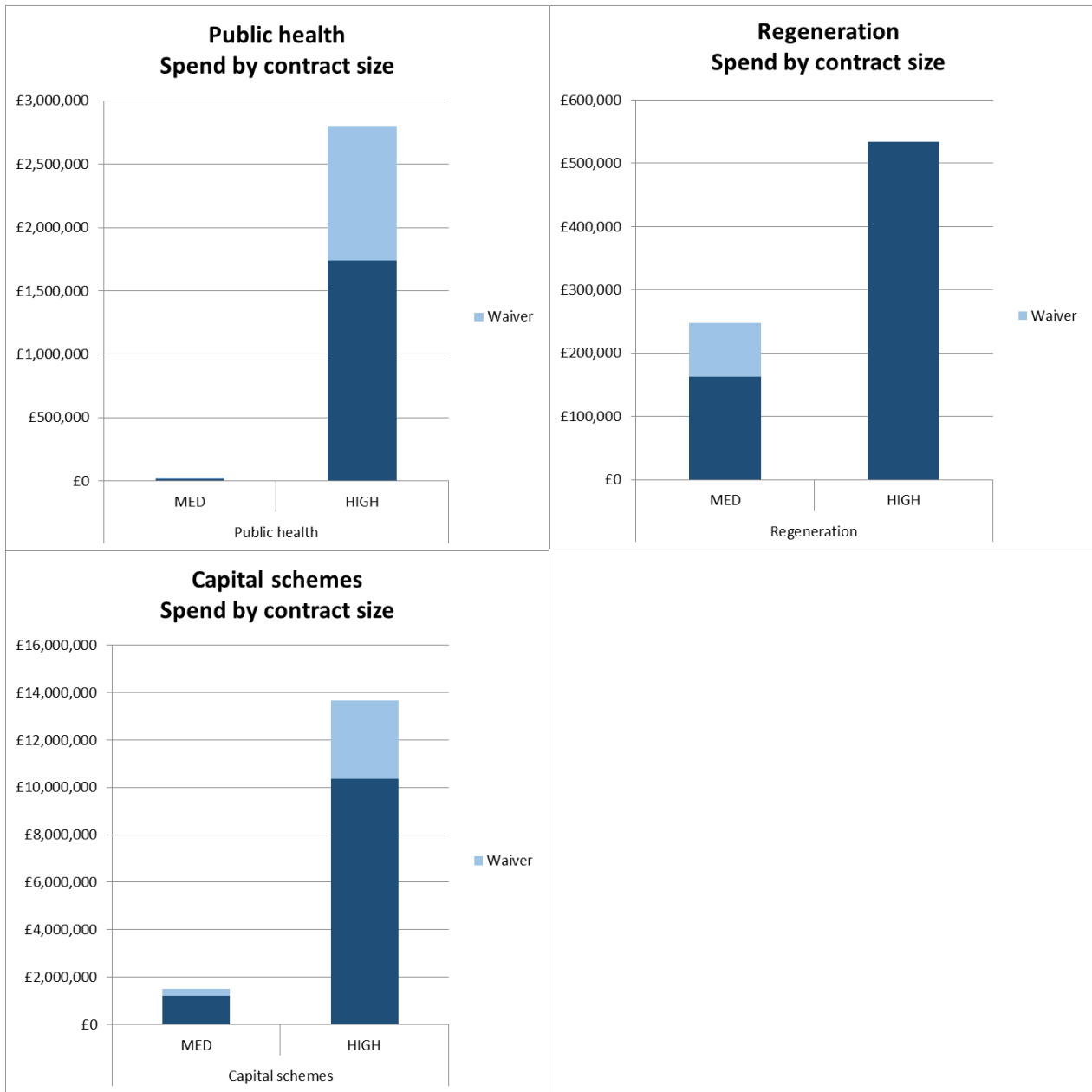
The following graphs present the actual spend by directorate in Q2 2018/19, and how this is broken down into spend under high and medium value contracts.

High value contracts £100,000 and over
 Medium value contracts between £5,000 and £100,000

The columns are stacked to show the proportion of the total spend which has been associated with a waiver.







THIS ITEM IS FOR INFORMATION ONLY



Section 5: top 20 suppliers

The table below shows the council's top 20 suppliers and provides details of the nature and value of the contracts with them.

	Supplier	Principal activity of supplier	Directorates spending with this supplier	Value of spend in Q2	Contract name / purchase order detail	Lifetime contract value
1	ENSIGN HIGHWAYS LTD	Acts as highway maintenance contractors, specifically to operate a PFI contract with Portsmouth City Council	Finance and information services	£6,551,400	Highways PFI - Portsmouth	£625,000,000
			Capital schemes	£436,488	Purchase of LED apparatus and CMS apparatus	£600,000
			Capital schemes	£174,218	Highways PFI - Portsmouth	£625,000,000
			Housing, neighbourhood and building services	£2,286	Highways PFI - Portsmouth	£625,000,000
			Culture and city development	£90	Highways PFI - Portsmouth	£625,000,000
			ENSIGN HIGHWAYS LTD TOTAL	£7,164,481		
2	MOUNTJOY LIMITED	Facilities maintenance and the provision of building services	Housing, neighbourhood and building services	£3,977,145	Housing Repair and Maintenance - Mountjoy (1)	£130,000,000
			Housing, neighbourhood and building services	£197,926	Internal & External Repairs and Decoration - Sharps Road	£245,423
			Housing, neighbourhood and building services	£34,680	Southampton House	£362,286
			Capital schemes	£928,371	The Vanguard Centre - Alteration, Extension and Refurbishment Works	£2,219,037
			Capital schemes	£32,119	Mountbatten Centre Refurbishment	£512,200
			Capital schemes	£12,835	Refurbishment - Corben Lodge	£650,797
			Capital schemes	£463	Redwood Park School - gable/verge repairs 2017	£20,404
			MOUNTJOY LIMITED TOTAL	£5,183,541		
3	KNIGHTS BROWN CONSTRUCTION LTD	Civil engineering and construction	Capital schemes	£3,245,992	North Portsea Island CFERM Scheme Phase 2: Milton Common and Great Salterns Quay	£2,490,190
			KNIGHTS BROWN CONSTRUCTION LTD TOTAL	£3,245,992		

THIS ITEM IS FOR INFORMATION ONLY



Portsmouth
CITY COUNCIL

	Supplier	Principal activity of supplier	Directorates spending with this supplier	Value of spend in Q2	Contract name / purchase order detail	Lifetime contract value
4	BAM CONSTRUCTION LTD	Design and construct contracting and traditional building and the provision of services in the united kingdom	Capital schemes	£1,849,496	DUNSBURY PARK PLOT 3 WORKS	£6,500,000
			Capital schemes	£1,173,439	ENABLEMENT WORKS AT DUNSBURY PARK	£6,500,000
			BAM CONSTRUCTION LTD TOTAL	£3,022,935		
5	COMSERV (UK) LIMITED	The provision of maintenance services to local authorities	Housing, neighbourhood and building Services	£2,295,009	Housing Repair and Maintenance - Comserv (1)	£130,000,000
			COMSERV (UK) LIMITED TOTAL	£2,295,009		
6	SOLENT NHS TRUST	Public sector hospital activities, including NHS trusts	Public health	£925,494	Provision of 0-5 services (Health Visitors)	£13,056,940
			Public health	£486,442	Provision of Public Health Services: Level 3 Sexual Health Services	£10,829,900
			Public health	£107,307	School Nursing - early help and prevention services	£858,478
			Adult services	£166,493	MFFD SERVICE - BALANCE FOR 2017/18	£166,493
			Adult services	£33,601	50% FUNDING FOR SOCIAL CARE LEAD POST SOLENT NHS TRUST	£36,000
			Adult services	£28,380	BAND 7 PHYSIOTHERAPIST / BAND 5 PHYSIOTHERAPISTE	£85,140
			Adult services	£11,250	Contract for Public Health Services	£10,725,540
			Adult services	£9,825	50% OF POST OF INTEGRATED TEAM MANAGER 2018/19	£39,301
			Adult services	£2,685	Speech and Language Therapy	£8,750
			Children's services and education	£71,430	Children and Families	£280,262
			Children's services and education	£58,146	Contract for Public Health Services	£10,725,540
			Children's services and education	£33,165	HEALTH RELATED ABSENCE PROJECT 2018-19	£35,000
			Children's services and education	£10,033	SALARY CONTRIBUTION FOR HEAD INTEGRATED EARLY HELP	£43,140
			Children's services and education	£5,286	Adolescent Risk Training Services	£5,286
			Children's services and education	£4,889	Child and Adolescent Mental Health Services	£1,162,920
			Children's services and education	£2,914	HOME TO SCHOOL TRANSPORT	£29,578
				SOLENT NHS TRUST TOTAL	£1,957,341	

THIS ITEM IS FOR INFORMATION ONLY



	Supplier	Principal activity of supplier	Directorates spending with this supplier	Value of spend in Q2	Contract name / purchase order detail	Lifetime contract value
7	D M HABENS (THE BUILDER) LTD	General builders	Capital schemes	£721,900	School expansion - Northern Parade Infants	£2,009,136
			Capital schemes	£594,014	Craneswater Junior School Expansion	£1,454,672
			Capital schemes	£52,490	Roof Works 2018 - Medina Primary School	£54,348
			Capital schemes	£49,465	External and internal decorations and refurbishment - Tangier's Rd Children's Home	£443,070
			Capital schemes	£13,384	Springfield School Expansion	£474,451
			Capital schemes	£1,541	Langstone Junior School, Roof Glazing & Cavity Trays - 2017	£54,667
			Capital schemes	£1,539	Internal Refurbishment at Flat 1 Frank Miles	£58,729
			Housing, neighbourhood and building Services	£149,201	Repair and decoration - Rochford Road	£845,566
			Housing, neighbourhood and building Services	£100,246	EXTERNAL REPAIRS - AUSTIN COURT - PROJECT ID 557	£126,857
				D M HABENS (THE BUILDER) LTD TOTAL		£1,683,781
8	LIBERTY GAS GROUP LIMITED	The provision of installation, service and repair of gas appliances	Housing, neighbourhood and building Services	£1,324,161	Gas Maintenance and Annual Servicing of Housing Properties	£45,000,000
			LIBERTY GAS GROUP LIMITED TOTAL	£1,324,161		
9	FELTHAM CONSTRUCTION LIMITED	Building contractors	Capital schemes	£1,248,026	Design & Construction of Residential Developments - Land adj Kingsclere Avenue, Havant	£7,015,261
			FELTHAM CONSTRUCTION LIMITED TOTAL	£1,248,026		
10	PMC CONSTRUCTION AND DEVELOPMENT SERVICES LTD	Other specialised construction activities n.e.c.	Capital schemes	£709,919	Design & Construction of Residential Developments - Rear of Blendworth Crescent	£7,801,399
			Capital schemes	£483,012	Design & Construction of residential development - Ivy Close, Somerstown	£8,498,968
			PMC CONSTRUCTION AND DEVELOPMENT SERVICES LTD TOTAL	£1,192,932		

THIS ITEM IS FOR INFORMATION ONLY



Portsmouth
CITY COUNCIL

	Supplier	Principal activity of supplier	Directorates spending with this supplier	Value of spend in Q2	Contract name / purchase order detail	Lifetime contract value
11	THE SOCIETY OF ST JAMES	The relief of poverty, sickness, hardship and distress in particular of persons who are homeless, unemployed or who have drug, alcohol or other substance addiction	Public health	£988,586	Substance Misuse and Mental Health Dual Diagnosis Supported Living Service	£500,059
			Public health	£30,000	Integrated Drug and Alcohol Recovery, Supported Housing and Homeless Support Service	£8,373,948
			Housing, neighbourhood and building services	£35,000	FUNDING FOR WINTER BEDS PROJECT	£35,000
			Housing, neighbourhood and building services	£20,757	Young Persons' Hostel Services - Portsmouth	£1,873,713
			Housing, neighbourhood and building services	£16,667	Integrated Drug and Alcohol Recovery, Supported Housing and Homeless Support Service	£8,373,948
			Housing, neighbourhood and building services	£8,249	Supporting People - Single Homeless and Substance Misuse	£507,096
			Adult services	£50,211	Substance Misuse and Mental Health Dual Diagnosis Supported Living Service	£500,059
			THE SOCIETY OF ST JAMES TOTAL	£1,149,470		
12	COMENSURA LTD	The management of contingent labour spend on both a vendor independent and a vendor neutral basis	HR, legal, audit and performance	£939,227	Managed Services for Temporary Agency Resources to Portsmouth City Council	£10,000,000
			COMENSURA LTD TOTAL	£939,227		

THIS ITEM IS FOR INFORMATION ONLY



Portsmouth
CITY COUNCIL

	Supplier	Principal activity of supplier	Directorates spending with this supplier	Value of spend in Q2	Contract name / purchase order detail	Lifetime contract value
13	HAMPSHIRE COUNTY COUNCIL	General (overall) public service activities	Adult services	£756,454	Provision of Care - Harry Sotnick House	£8,000,000
			Adult services	£12,203	Direct Payment	£48,946
			Adult services	£4,874	GENERAL SUPPLIES FOR HARRY SOTNICK HOUSE	£14,000
			Adult services	£1,240	Day Care	£5,412
			Capital schemes	£37,094	Technical Service Level Agreement	£68,600
			Capital schemes	£15,180	APPLICATIONS OF THE SRTM FOR THE PORTSMOUTH CITY CENTRE APPLICATION	£28,325
			Regeneration	£39,275	PROVISION OF RANGERS TO SUPPORT THE BIRD AWARE PARTNERSHIP	£188,518
			Regeneration	£7,140	MAINTENANCE AND DATA MANAGEMENT OF TRAFFIC AND CYCLE COUNTERS SLA	£8,400
			Children's services and education	£11,667	Advice/Support Services for Outdoor Education	£160,000
			Children's services and education	£7,004	CFL 2018/19 ELEMENT 3 TOP FUNDING VARIOUS SCHOOLS HCC	£7,004
			Children's services and education	£2,049	Provision of SACRE Services	£29,690
			Culture and city development	£5,290	TRADING STANDARDS FOR THE PROVISION OF LEGAL METROLOGY & PETROLEUM	£5,290
			Culture and city development	£912	COMMERCIAL - SAMPLES	£9,000
			Culture and city development	£328	SCIENTIFIC CONSULTANCY SLA 2017/2018	£2,500
		HAMPSHIRE COUNTY COUNCIL TOTAL	£900,709			
14	DIMENSIONS (UK) LTD	Support for people with learning disabilities and autism	Adult services	£768,746	Domiciliary care	£3,074,984
			Adult services	£21,900	Supported Living - GSS	£628,020
			Adult services	£3,212	Supported Living for Eleven People at Forest Lodge and Russets Annexe	£1,303,769
			DIMENSIONS (UK) LTD TOTAL	£793,858		

THIS ITEM IS FOR INFORMATION ONLY



	Supplier	Principal activity of supplier	Directorates spending with this supplier	Value of spend in Q2	Contract name / purchase order detail	Lifetime contract value
15	BALFOUR BEATTY GROUP	To finance, develop, build and maintain complex infrastructure eg transportation, power and utility systems and commercial buildings	Capital schemes	£772,808	Early Preconstruction Services - Southsea Coastal Defence	£85,543
			Capital schemes	£17,727	Ground Investigation Works - Southsea Coastal Scheme	£333,000
			BALFOUR BEATTY GROUP TOTAL	£790,534		
16	BIFFA MUNICIPAL LTD	The provision of municipal services		£737,715	Domestic Waste Collection Services in Portsmouth	£24,800,000
			BIFFA MUNICIPAL LTD TOTAL	£737,715		
17	SEVACARE (UK) LTD	The provision of home care services	Adult services	£572,978	EXTRA CARE SCHEMES - CARE PROVISION (Portsmouth)	£10,727,650
			Adult services	£109,377	Domiciliary care	£437,507
			Housing, neighbourhood and building services	£9,531	Domiciliary Care Services through Guaranteed Hours	£278,133
			SEVACARE (UK) LTD TOTAL	£691,886		
18	COMMUNITY INTEGRATED CARE (CIC)	A special needs housing and care provider	Adult services	£273,370	Domiciliary care	£1,093,481
			Adult services	£212,512	Supported Living at Temple Court	£769,689
			Adult services	£163,349	Residential care	£653,397
			Adult services	£18,321	Supported Living and Housing Related Support in Portsmouth - CIC	£4,017,126
			COMMUNITY INTEGRATED CARE (CIC) TOTAL	£667,552		
19	AON UK LIMITED	Insurance broking, specialising in all classes of insurance and reinsurance broking and risk management services	Finance and information services	£336,694	Insurance Services 2017 - 2020 - Liability Insurance	£1,057,560
			Finance and information services	£112,942	Insurance Services 2017 - 2020 - Commercial Properties	£210,960
			Finance and information services	£93,632	Marine Insurance	£282,463
			Finance and information services	£20,929	Insurance Broking Service 2015	£72,500
			Finance and information services	£20,108	Insurance Services 2017 - 2020 - Fine Art Insurance	£83,160
			Housing, neighbourhood and building services	£13,926	AON Insurance	£232,414
			AON UK LIMITED TOTAL	£598,231		

THIS ITEM IS FOR INFORMATION ONLY



Portsmouth
CITY COUNCIL

	Supplier	Principal activity of supplier	Directorates spending with this supplier	Value of spend in Q2	Contract name / purchase order detail	Lifetime contract value
20	GRANNAG LIMITED	Special purpose vehicle to provide Portsmouth City Council with a serviced school under an operating agreement	Children's services and education	£541,074	Maintain PFI Miltoncross School	£65,000,000
			GRANNAG LIMITED TOTAL	£541,074		

Section 6: suppliers paid over £100,000 in Q2 by directorate

The tables show those suppliers who have been paid over £100,000 in Q2 2018/19 by directorate. They are arranged in descending order of value by directorate.

The spend with these suppliers represents **82%** of the total spend in Q2.

The **85** suppliers below represent **14%** of the total number of suppliers paid in Q2 (614).

	Q2 spend with supplier	% of directorate Q2 spend
Adult services		
DIMENSIONS (UK) LTD	£793,858	7%
HAMPSHIRE COUNTY COUNCIL	£774,771	7%
SEVACARE (UK) LTD	£682,355	6%
COMMUNITY INTEGRATED CARE (CIC)	£667,552	6%
AFFINITY TRUST LTD	£406,479	4%
CARE MANAGEMENT GROUP LIMITED	£286,688	3%
CRESCENT COMMUNITY CARE SERVICES LTD	£285,557	3%
MILLBROOK HEALTHCARE	£257,705	2%
THE YOU TRUST	£254,743	2%
SOLENT NHS TRUST	£252,234	2%
DOLPHIN HOMES LTD	£232,469	2%
VOYAGE CARE	£231,399	2%
APEX PROPERTY VENTURES LTD	£228,347	2%
CREATIVE ADVANCES LTD	£219,560	2%
KARE PLUS NATIONAL	£200,429	2%
CROSSBIND LTD T/A COSHAM COURT	£170,439	2%
MINSTEAD TRAINING TRUST	£160,675	1%
CHOICE CARE GROUP	£153,258	1%
CHAOS SUPPORT LIMITED	£143,848	1%
PATHWAYS SUPPORT	£135,195	1%
AUTISM HAMPSHIRE	£134,936	1%
ROYAL MENCAP SOCIETY	£131,139	1%
RICHMOND FELLOWSHIP	£124,021	1%
GLENSIDE MANOR HEALTHCARE SERVICES LTD	£112,794	1%
GO CREATE CARE LIMITED	£108,229	1%
BEACONSFIELD RESIDENTIAL CARE HOME	£107,000	1%
HANDLE WITH CARE (PORTSMOUTH) LTD	£106,230	1%
ENTHUSE CARE	£104,031	1%
Children's services and education		
GRANNAG LIMITED	£541,074	9%
ISS FACILITY SERVICES EDUCATION	£535,684	9%
V CARE 24 LIMITED	£483,840	8%
SUNBEAM FOSTERING AGENCY	£313,356	5%
CAMBIAN GROUP LTD	£302,220	5%
PRIORY CENTRAL SERVICES LIMITED	£219,116	4%
LIVABILITY	£210,230	3%

SOLENT NHS TRUST	£185,863	3%
BLUE SKY FOSTERING	£164,022	3%
PETES AIRLINK LIMITED	£157,241	3%
COMPASS FOSTERING LIMITED	£145,964	2%
FAIRWAYS CARE (UK) LTD	£139,913	2%
BARNARDO SERVICES LTD	£138,268	2%
PRIORS COURT SCHOOL	£135,351	2%
ST EDWARDS SCHOOL	£128,709	2%
ENABLE ABILITY	£126,570	2%
THE SERENDIPITY CENTRE LTD	£121,244	2%
DURHAM COUNTY COUNCIL	£119,140	2%
BACK ON TRACK ACCOMMODATION	£116,136	2%
SOLENT ACADEMIES TRUST	£114,339	2%
BRAMLEY CARE LTD T/A APPLE ORCHARD	£104,878	2%
Culture and city development		
ISS FACILITY SERVICES LANDSCAPING	£143,909	14%
PORTSMOUTH CULTURAL TRUST	£113,500	11%
Finance and information services		
ENSIGN HIGHWAYS LTD	£6,549,455	80%
AON UK LIMITED	£584,306	7%
ORACLE CORPORATION UK LTD	£261,566	3%
WESTCOAST LIMITED	£159,784	2%
Housing, neighbourhood and building services		
MOUNTJOY LIMITED	£4,209,752	38%
COMSERV (UK) LIMITED	£2,295,009	21%
LIBERTY GAS GROUP LIMITED	£1,324,161	12%
BIFFA MUNICIPAL LTD	£737,715	7%
CANADA LIFE INVESTMENTS	£534,560	5%
A PURKISS BUILDING AND DECORATING LTD	£280,352	3%
D M HABENS (THE BUILDER) LTD	£249,448	2%
THE SALVATION ARMY	£217,605	2%
E C ROBERTS CENTRE	£120,361	1%
CORRIGENDA LIMITED T/A CHURCHES	£104,777	1%
AXIS ELEVATORS LTD	£104,304	1%
SSE CONTRACTING LTD	£103,191	1%
HR, legal, audit and performance		
COMENSURA LTD	£939,227	98%
Portsmouth international port		
CARLISLE SECURITY SERVICES LTD	£180,258	20%
Public health		
SOLENT NHS TRUST	£1,519,243	54%
THE SOCIETY OF ST JAMES	£1,018,586	36%
Regeneration		
FIRST	£180,137	23%
HAVANT BOROUGH COUNCIL	£165,779	21%
Capital schemes		
KNIGHTS BROWN CONSTRUCTION LTD	£3,245,992	21%

THIS ITEM IS FOR INFORMATION ONLY



Portsmouth
CITY COUNCIL

BAM CONSTRUCTION LTD	£3,022,935	20%
D M HABENS (THE BUILDER) LTD	£1,434,333	9%
FELTHAM CONSTRUCTION LIMITED	£1,248,026	8%
PMC CONSTRUCTION AND DEVELOPMENT LTD	£1,192,932	8%
MOUNTJOY LIMITED	£973,789	6%
BALFOUR BEATTY GROUP	£790,534	5%
ENSIGN HIGHWAYS LTD	£610,705	4%
DARWIN GROUP LIMITED	£457,859	3%
SAVILLS (UK) LTD	£216,656	1%
CONCRETE REPAIRS LIMITED	£136,124	1%
STUDIO MB LTD	£121,243	1%
COLAS LTD	£117,609	1%
REDS BUILDERS LTD	£117,158	1%
SWARCO TRAFFIC LTD	£106,011	1%
SIMER ENVIRONMENTAL SERVICES LTD	£103,025	1%
LIFTABILITY LTD	£100,981	1%

Section 7: supplier performance

	Total number of contracts	KPI score (see legend below)				Expired KPI (more than 1 year since last scored)	KPI never scored	KPI not yet due	No KPI scheduled
		Gold	Green	Amber	Red				
Dec 2015	711	46	210	22	0	34	88	247	64
Jun 2016	728	53	211	24	1	24	96	258	61
Sep 2016	672	47	219	24	3	26	91	202	60
Dec 2016	699	50	202	24	2	49	110	190	72
Sept 2017	709	58	174	27	2	36	112	191	109
Dec 2017	737	60	168	30	4	37	117	209	112
Jun 2018	766	43	190	26	5	43	120	227	112
Sept 2018	821	43	230	25	5	39	129	231	119

Section 7 notes

Key	
• <u>Gold:</u>	Outstanding performance
• <u>Green:</u>	Performing to standard
• <u>Amber:</u>	Some areas of improvement required
• <u>Red:</u>	Failing to perform
• <u>Expired KPI:</u>	a schedule is in place, and at least one KPI score has been recorded, but there has been no KPI scoring in the last 12 months
• <u>KPI never scored:</u>	a schedule is in place, but there have been no KPI scores for the contract
• <u>KPI not yet due:</u>	a schedule is in place, but KPI scores are not due yet. This includes contracts where KPIs are overdue by less than 3 months (grace period)
• <u>No KPI scheduled:</u>	no KPI instances have been scheduled.

KPIs are not scheduled for the following reasons: Temporary accommodation (34); Overarching framework agreements (23); Not subject to Procurement Regulations (10); Concessions (9); Registration, subscription and membership fees (7); Leases (5); Locally commissioned services (3); Grants (2); Single Supplier markets (2); and shared services (2)

THIS ITEM IS FOR INFORMATION ONLY



The remaining 20 contracts without KPI schedules will be investigated and addressed as necessary.

There are 5 contracts where the supplier is performing to an unsatisfactory level and remedial action is taking place (red KPI score), and 25 contracts which require improvement in performance (amber KPI score).

Reports from contract managers on those contracts with a red and amber KPI score are provided in **appendix 4** (exempt).

THIS ITEM IS FOR INFORMATION ONLY

Section 8: Supplier Performance Monitoring



Portsmouth
CITY COUNCIL

Contracts which have **never had a KPI score**:

Directorate	KPIs never scored			
	Total number of contracts (Q2)	Number of contracts with no KPI score (Q2)	% of contracts with no KPI score (Q2)	Annual contract value of un-scored contracts (Q2)
Adult Services	120	10	8%	£4,125,447
Children's Services and Education	82	8	10%	£2,232,366
Community and Communication	43	8	19%	£99,892
Culture and City Development	97	28	29%	£3,780,553
Executive	3	0	0%	£0
Finance and Information Services	113	12	11%	£2,798,082
Housing, Neighbourhood and Building Services	151	30	20%	£8,024,611
HR, legal, audit and performance	81	12	15%	£101,669
Portsmouth International Port	46	2	4%	£7,930,514
Public Health	14	0	0%	£0
Regeneration	71	19	27%	£12,850,157
TOTAL	821	129	16%	£41,943,291

THIS ITEM IS FOR INFORMATION ONLY



Contracts which have **not had a KPI score in 12 months:**

Directorate	KPIs not scored for 12 months			
	Total number of contracts (Q2)	Number of contracts with no KPI score (Q2)	% of contracts with no KPI score (Q2)	Annual contract value of un-scored contracts (Q2)
Adult Services	120	4	3%	£1,442,101
Children's Services and Education	82	1	1%	£144,755
Community and Communication	43	1	2%	£19,890
Culture and City Development	97	11	11%	£226,240
Executive	3	0	0%	£0
Finance and Information Services	113	2	3%	£13,167
Housing, Neighbourhood and Building Services	151	5	3%	£114,600
HR, legal, audit and performance	81	2	2%	£13,965
Portsmouth International Port	46	1	2%	£12,000
Public Health	14	1	7%	£27,656
Regeneration	71	11	14%	£25,169,465
TOTAL	821	39	5%	£27,183,839

.....
Signed by (Director)

Appendices:

Appendix 1: Non-conformance (exempt)

Appendix 2: Waivers

Appendix 3: Payments under waiver

Appendix 4: Contract performance issues (exempt)

Appendix 5: Minutes from the strategic contract management board (30/08/18) (exempt)

Background list of documents: Section 100D of the Local Government Act 1972

The following documents disclose facts or matters, which have been relied upon to a material extent by the author in preparing this report:

Title of document	Location